



# [SK/0617] Bloggers Awards

## Comments Chart Webpage

Document Version 1.0.0 Last Updated on 08<sup>th</sup> February 2015.

\*\* This document is only available in English. \*\*

### INTRODUCTION

[SK/0617] **Bloggers Awards** is a yearly event based on a comments scoring system. Comments charts are available every month, quarter and year to rank readers according to their comments input, based on a predefined algorithm. Participation in [SK/0617] **Bloggers Awards** is automatic as soon as readers have left a comment in the blog. The monthly comments charts are updated regularly to reflect the current standing of each commenter.

### THE WEBPAGE

The webpage for all the monthly comments charts, starting from January 2015, are available for viewing at this URL: <http://sk0617.ueuo.com/SKBA/SKBACHART.php>. You can access this webpage directly from the URL above, or hop over to the [blog](#) and find its link at the sidebar.

### “ALMOST” REAL-TIME UPDATES

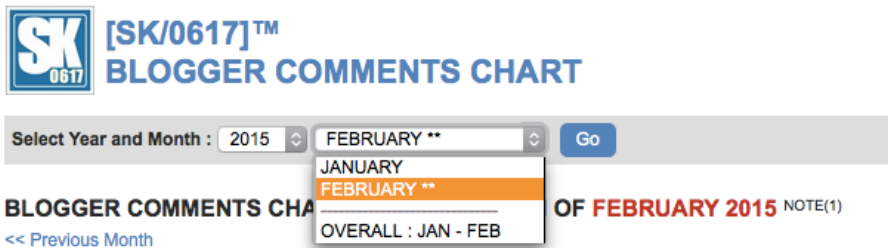
The webpage for the monthly comments charts are updated regularly to reflect the current commenting statistics and hence the standing of each commenter. However, due to technical limitations, performance considerations and load justifications, updates will only be provided in an “almost” real-time manner. You can access this webpage anytime and anywhere to check the statistics, and to the extent of tracking your own progress.

### MONTHLY CHARTS

Comments charts are composed on a monthly basis and all charts for the current year are available for view on this webpage, under one roof.

#### Selecting the Month

You will be presented with the monthly chart for the current month once you landed on the webpage, or the monthly chart for the previous month if not available. Select from the year and month drop-down list on top of the webpage the monthly chart you wish to view.



The month drop-down list is preloaded with a list of months where charts are available for viewing. Select any month and then click on the Go button to view the chart for the selected month.

#### Navigating between Months

Besides selecting the month from the drop-down list, you may also navigate between months by clicking on the shortcut link right below the chart title.



## Final and Progressive Chart

Charts for some of the months may yet to be final but for progressive reporting purpose only (remember the “almost” real-time update policy), these months are marked with trailing asterisks (\*\*) and would often be the current month. Charts are only finalized within the first 5 days of the following month, after which new comments will not be included into processing of the chart.




### BLOGGER COMMENTS CHART FOR THE MONTH OF **JANUARY 2015**

[Next Month >>](#)

#	(#)	Blogger	Effective Score	Attendance	Comment Count	Comment Effectiveness	FC Count
1.	(8)	 小影 As An Unrest Life ★★ The Earliest Bird!!	11.7	100.0% (7 of 7)	67	49.3%	6
2.	(5)	 Small Kucing SMALL KUCING	11.7	100.0% (7 of 7)	64	49.0%	1
3.	(3)	 Phong Hong Phong Hong Bakes	11.7	100.0% (7 of 7)	63	65.8%	

### BLOGGER COMMENTS CHART FOR THE MONTH OF **FEBRUARY 2015** NOTE(1)

[<< Previous Month](#)

#	(#)	Blogger	Effective Score	Attendance	Comment Count	Comment Effectiveness	FC Count
1.	(3)	 Phong Hong Phong Hong Bakes	3.6	100.0% (2 of 2)	19	77.1%	1
2.	(5)	 Twilight Man TWILIGHT ZONE	2.9	100.0% (2 of 2)	13	67.5%	
3.	(16)	 Hayley Hayley and Herself	2.9	100.0% (2 of 2)	12	47.0%	

The title of every chart highlights the month in red, and should the chart is yet to be final, a special note follows. In addition, profile images of each of the blogger as well as ranking color bands are only applied on charts that are final, while progressive charts will all be displayed plain.


## CHART CONTENTS

All charts display only the Top 15 bloggers and summary statistics on load. Scroll to the bottom of the chart to select the information you wish to view, either the Top 15 summary or the Full Statistics.

Select Comment Chart :  Top 15  Full Statistics


### Summary

The summary view of the chart (which is the default) displays the current and previous ranking, effective score, attendance, total number of comments, commenting effectiveness and total number of first-comment for each blogger for the entire month.

#	(#)	Blogger	Effective Score	Attendance	Comment Count	Comment Effectiveness	FC Count
1.	(8)	 小影 As An Unrest Life ★★ The Earliest Bird!!	11.7	100.0% (7 of 7)	67	49.3%	6



### Full Statistics

The full statistics view of the chart displays additional breakdown of the number of comments for each posts published in that month. The black disc below the numbers indicates the first relevant comment for that post.

#	(#)	Blogger	Jan 08	Jan 13	Jan 16	Jan 20	Jan 23	Jan 27	Jan 30	Effective Score	Attendance	Comment Count	Comment Effectiveness	FC Count
1.	(8)	 小影 As An Unrest Life ★★ The Earliest Bird!!	7	7	2	10	3	10	28	11.7	100.0% (7 of 7)	67	49.3%	6

### The Chart Table: Header

Move your mouse over individual columns in the header of the chart, hover for a two-second and a tooltip box will appear giving detailed explanation of that column.

#	(#)	Blogger	Effective Score	Attendance	Comment Count	Comment Effectiveness	FC Count
1.	(8)	 小影 As An Unrest Life ★★ The Earliest Bird!!	11.7	100.0%	07	10.0%	0
2.	(5)	 Small Kucing SMALL KUCING	11.7	100.0%	07	10.0%	0
3.	(3)	 Phong Hong Phong Hong Bakes	11.7	100.0%	07	10.0%	0
4.	(6)	 ChrisAu times of refreshing	9.8	100.0%	07	10.0%	0

The number of published posts in which you have at least one comment. In the context of this system, attendance does not mean how often you drop by to leave a comment as in weekly, once every two days, daily, twice a day or hourly, but rather on how many posts you have left with comment(s). It is not time-specific but post-specific. In another way, you can see this as your class attendance – the post being schooling days and your comments in each of the post being your presence.

### The Chart Table: Contents

You are ranked by Effective Score in the monthly chart. In the event of same scores between two (or more) bloggers, the rank will be based by attendance, total comments and finally, the comment effectiveness. Read the document below to have a concept on all these statistics and how they are computed. The document can be accessed through one of the following points:

- Direct access with URL [http://sk0617.ueuo.com/SKBA/docs/SK0617\\_Commenting\\_System.pdf](http://sk0617.ueuo.com/SKBA/docs/SK0617_Commenting_System.pdf)
- The link available at the foot note of every chart
- The link placed at the sidebar of the [blog](#)



## [SK/0617] Blogger Awards Comments Scoring System

Document Version 1.5.0 Last Updated on 07<sup>th</sup> February 2015. \*\* This document is only available in English. \*\*

### INTRODUCTION

[SK/0617] Blogger Awards is based on a comments scoring system. Comments charts are available every month, quarter and year to rank readers according to their comments, of which each comment earns scores that are computed based on a predefined algorithm. Participation in [SK/0617] Blogger Awards is automatic as soon as readers have left a comment. To ensure a fair participation, factors considered in the computation algorithm generally involve the attendance of commenting, number of comments, length of comments and relevance of comments with respect to the topic of the post. In a nutshell, the system quantifies the genuinity and persistency of your comments.

### TERMS

The table below explains some of the terms used in the context of the comment scoring system and the periodic comments chart.

<b>Attendance</b>	The number of published posts in which you have at least one comment. In the context of this system, attendance does not mean how often you drop by to leave a comment as in weekly, once every two days, daily, twice a day or hourly, but rather on how many posts you have left with comment(s). It is not time-specific but post-specific. In another way, you can see this as your class attendance – the post being schooling days and your comments in each of the post being your presence.
-------------------	---

### Foot Notes

Below each chart there is a set of special notes giving additional elaboration on the chart. The first note always shows information on the last update time, or in the case of a final chart, the cut-off time.

#### \*\* NOTE:

1. This chart is for progressive reporting purpose only and is not yet final. Statistics last updated at 01:48:58pm 8th February 2015.
2. You are ranked by Effective Score. In the event of same scores, you are then ranked by attendance, total comments and comment efficiency.
3. Monthly charts are finalized within the first 5 days of the following month, after which new comments are not included into the computation of the chart.
4. Read how the commenting system works and how you can gain better score [here](#).

## TRACKING YOUR PROGRESS

Besides individual monthly charts, this webpage also offers an overall view of all available monthly charts. In another word, this overall chart sums up the statistics for each of the available months over the same year and present them in one consolidated chart. With this chart, you can know how well you are standing for the yearly Top 10 bloggers (hence the personalized music CD and even the winners medals).

Select Year and Month : 2015 FEBRUARY \*\* Go

BLOGGER COMMENTS CHART OF FEBRUARY 2015 NOTE(1)

<< Previous Month OVERALL : JAN - FEB

From the month drop-down list, select the overall chart and then click on the Go button. The month range changes dynamically according to availability of the monthly charts.

### The Yearly Overall Chart

The yearly overall chart operates in the same manner as the individual monthly charts, showing the Top 15 summary on load and allows the option to view the full statistics at the bottom of the chart. Read the Chart Contents section above to understand the content table of the overall chart.

#### YEARLY OVERALL BLOGGER COMMENTS CHART 2015 FOR THE PERIOD JANUARY to FEBRUARY NOTE(1)(3)

#	Blogger	Effective Score	Attendance	Comment Count	Comment Effectiveness	FC Count	Progress Graph
1.	Phong Hong Phong Hong Bakes	15.3	100.0% (9/9)	82	68.2%	1	<a href="#">View</a>
2.	小影 As An Unrest Life	14.4	100.0% (9/9)	84	50.6%	7	<a href="#">View</a>
3.	Small Kucing SMALL KUCING	12.9	88.9% (8/9)	67	49.2%	1	<a href="#">View</a>

#### YEARLY OVERALL BLOGGER COMMENTS CHART 2015 FOR THE PERIOD JANUARY to FEBRUARY NOTE(1)(3)

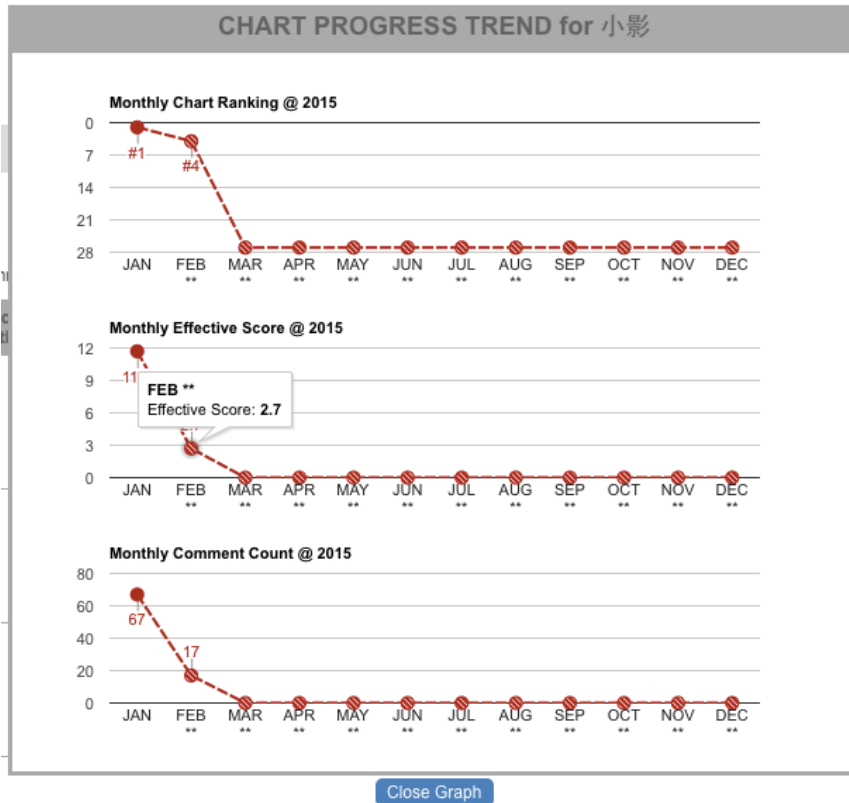
LEGEND : RN=Rank, SC=Effective Score, AT=Attendance, CM=Comment Count, EF=Comment Effectiveness, FC=First Commenter

#	Blogger	JAN	FEB **	Effective Score	Attendance	Comment Count	Comment Effectiveness	FC Count	Progress Graph
1.	Phong Hong Phong Hong Bakes	RN #3 SC 11.7 AT 7/7 CM 63 EF 65.8% FC -	RN #1 SC 3.6 AT 2/2 CM 19 EF 77.1% FC -	15.3	100.0% (9/9)	82	68.2%	1	<a href="#">View</a>
2.	小影 As An Unrest Life	RN #1 SC 11.7 AT 7/7 CM 67 EF 49.3% FC -	RN #4 SC 2.7 AT 2/2 CM 17 EF 57.7% FC -	14.4	100.0% (9/9)	84	50.6%	7	<a href="#">View</a>
3.	Small Kucing SMALL KUCING	RN #2 SC 11.7 AT 7/7 CM 64 EF 49.0% FC -	RN #14 SC 1.2 AT 1/2 CM 3 EF 60.5% FC -	12.9	88.9% (8/9)	67	49.2%	1	<a href="#">View</a>

In the full statistic view of the overall chart, months with trailing asterisks (\*\*) denote progressive chart pending finalization while months without trailing asterisks are final. Click on the month on the header, which serves as a link, to view the chart for that selected month.

## The Progress Trend

An additional feature of the yearly overall chart that does not come with all monthly charts is the progress graph for each blogger. Click on the View link under the Progress Graph column to see three graphs depicting the blogger's progress in terms of ranking, effective score and total number of comments for all months, January till December, of the year.



In the graph, similarly, months marked with trailing asterisks (\*\*) denote progressive chart pending finalization while months without trailing asterisks are final. Months that are final show solid lines and circles on the chart, while months that are still progressive show dashed lines and striped circles on the chart. These graphs however, shall look more meaningful and realistic (like share market) as more months with data plotted.

Simple user interactions on these graphs:

- Point your mouse on each point to see the data in a balloon.
- Click on the Close Graph button to close the progress trend graph.

## A Note on the Overall Chart

Your ranking on the overall chart is still progressive and not yet final until all 12 monthly charts are final – don't be depressed or overly excited because it's still too early to conclude with this overall chart. As everyone is free to see the statistics and progress of every blogger, this may most probably create a healthy "competition" among bloggers on how to maintain ranking and overtake other bloggers on the chart. Remember, if you slack the you will surely drop -

## Epilogue

"Enjoy blogging and commenting. Thank you for your support on [SK/0617]. Very much appreciated."